



# Floating Offshore Wind Asia

## アジア浮体式洋上風力シンポジウム

Information material for Participants

Ver. 2


FOWA2023 Bureau

- Title: (EN)Floating Offshore Wind Asia (JP)アジア浮体式洋上風力シンポジウム <https://reasp.or.jp/fowa2023/>
- Organizer: Renewable Energy Association for Sustainable Power supply (REASP)
- Co-hosted by: World Forum Offshore Wind (WFO)
- Date and Time: [Day1] Thursday, 9 March, 2023 13:00-17:00 (UTC+9) [Day2] Friday, 10 March, 2023 9:30～17:30 (UTC+9)
- Venue: Marunouchi Building Hall & Conference Square 7F, Online distributing
- Outline: “Floating Offshore Wind Asia (FOWA)” is an international symposium jointly organised by Renewable Energy Association for Sustainable Power Supply (REASP) and World Forum Offshore Wind (WFO) for the first time which aims to promote the commercial scale deployment of Floating Offshore Wind (FOW) projects in Asia including Japan. The symposium will bring together market leaders from all over the world to actively exchange insights on Floating Offshore Wind Power which is a key for achieving carbon neutrality, thereby contributing to the steady and sustainable development of the Floating Offshore Wind Power market.
- Number of participants / Number of tickets expected to be sold: On-site participation:258, Online participation: No limit
- Distribution: Yes / All programs will be live-streamed in the “EventHub”
- Simultaneous interpretation: Yes / JPN↔ENG
- Program: Please check the following URL for the latest information.
- \*Programs are being updated in due course.
- ▶URL <https://reasp.or.jp/fowa2023/top/document/program.pdf>

- Access: 7F, Marunouchi Building, 2-4-1 Marunouchi, Chiyoda-ku, Tokyo
- Venue: Marunouchi Building Hall & Conference Square 7F



- JR  
Tokyo Station (Marunouchi South Exit) - - - - - 1-minute walk
- Subway  
Marunouchi Line Tokyo Station via underpass - - - directly connected  
Chiyoda Line Nijubashi Mae Station - - - directly connected

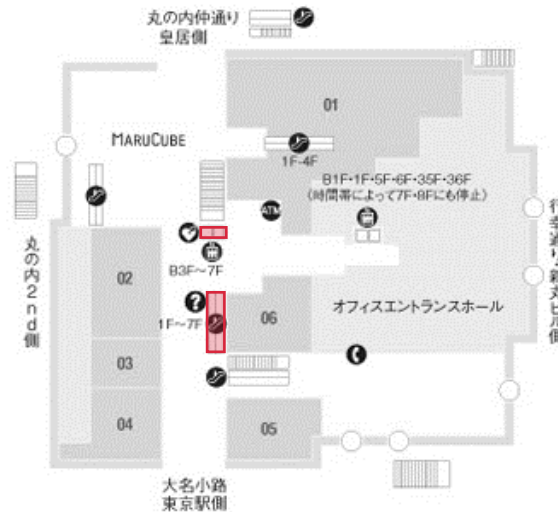


## Information on participants' reception

- The reception times for each date are as follows.  
**[DAY 1] Thursday 9 March, 12:00pm - [DAY 2] Friday 10 March, 8:45am - \* JST**  
\*Please allow plenty of time to arrive as the reception desk may be congested immediately before the start of the symposium.
- FOWA2023 participants' reception is located in front of the hall, Marunouchi Building Hall & Conference Square, Marunouchi Building 7F.
- At the reception desk, please present the '**Entry Pass**' attached to the 'Registration Completion Email' sent by EventHub when you completed your registration.
- The registration desk will read the QR code on your entry pass and check you in. After check-in, you will be given a name badge, which you are requested to wear around your neck.

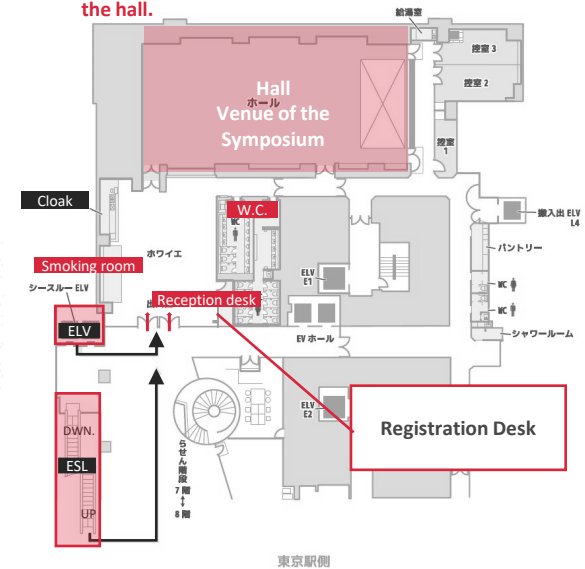
1F, Marunouchi Bldg.

**From the 1st to 7th floor of the Marunouchi Building,  
please take the lift or escalator in the red box.**



7F, Marunouchi Bldg.

**On arrival on the 7th floor, please proceed in the direction of the hall and register in the foyer in front of the hall.** 館湯室



## Cloakrooms, toilets and smoking areas

- A cloakroom is available in the foyer in front of the hall. The cloakroom is available from the start of registration to the end of the symposium on each day of the event.
- Valuables, dangerous goods and other items deemed unacceptable by the management cannot be left in the cloakroom.
- Please take care not to lose your cloak tag.
- Please note that the organizers cannot be held responsible for any damage or loss of baggage, although we will take the utmost care in handling your baggage.
- Please note that baggage cannot be stored for more than one day. Please pick up your baggage by 6:00pm on each day.
- Please refer to the map above for locations of toilets and smoking areas.

### On-site auditing is only available for Premier or Regular tickets

- Only purchasers of Premier or Regular tickets will be able to attend this symposium on site. Please note that online ticket purchasers will only be able to watch the online streaming and will not be able to enter the local venue.

### Simultaneous interpretation available

- Simultaneous interpretation will be provided for this symposium in English-Japanese and Japanese-English. Simultaneous interpretation receivers will be available at the entrance of the hall for those who wish to receive one. Please make sure to return the receiver to the hall entrance when you leave the hall.

### Please do not participate if you are not feeling well

- If you are not feeling well, please refrain from participating at the local venue. Please consider switching from participating on-site to watching the live streaming if necessary.

### See p. 5 for Q&A session

- The symposium will not accept questions via microphone in the hall, only online aggregation. See p. 5 for instructions on how to use the system.

### See p. 6 for information on watching the live streaming.

- In addition to archived (post-) transmission, the symposium will also be available for live transmission. For information on how to watch, see p. 6.

### Lost items at the venue

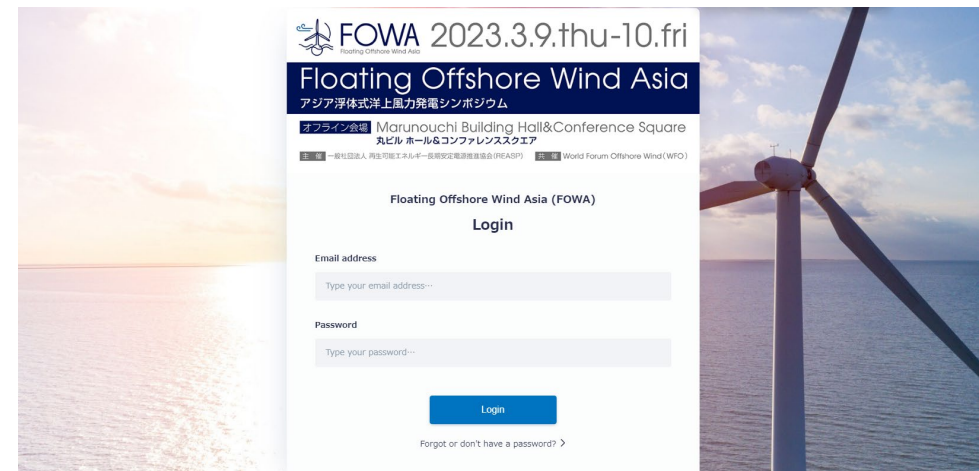
- In the unlikely event that you lose or misplace something, please contact the FOWA 2023 Bureau ([office@fowa2023.com](mailto:office@fowa2023.com)). After the event, please contact the Marunouchi Building Hall for further information.

You will use the “EventHub” you registered for when you registered to FOWA2023 to post questions on the day, watch the live stream, watch the archived video stream, download materials and obtain receipts.

Please make sure to log in to EventHub as follows

### At first, please log in to EventHub

- You can access the login page from the 'Registration Completion Email' received from EventHub.
- Enter your pre-registered email address and password to log in.
- If you forget your password, you can reset it yourself.
- \*You will be asked to set your password the first time you access the site.
- \*If you cannot find your email, please [click here](#) to enter the login page.

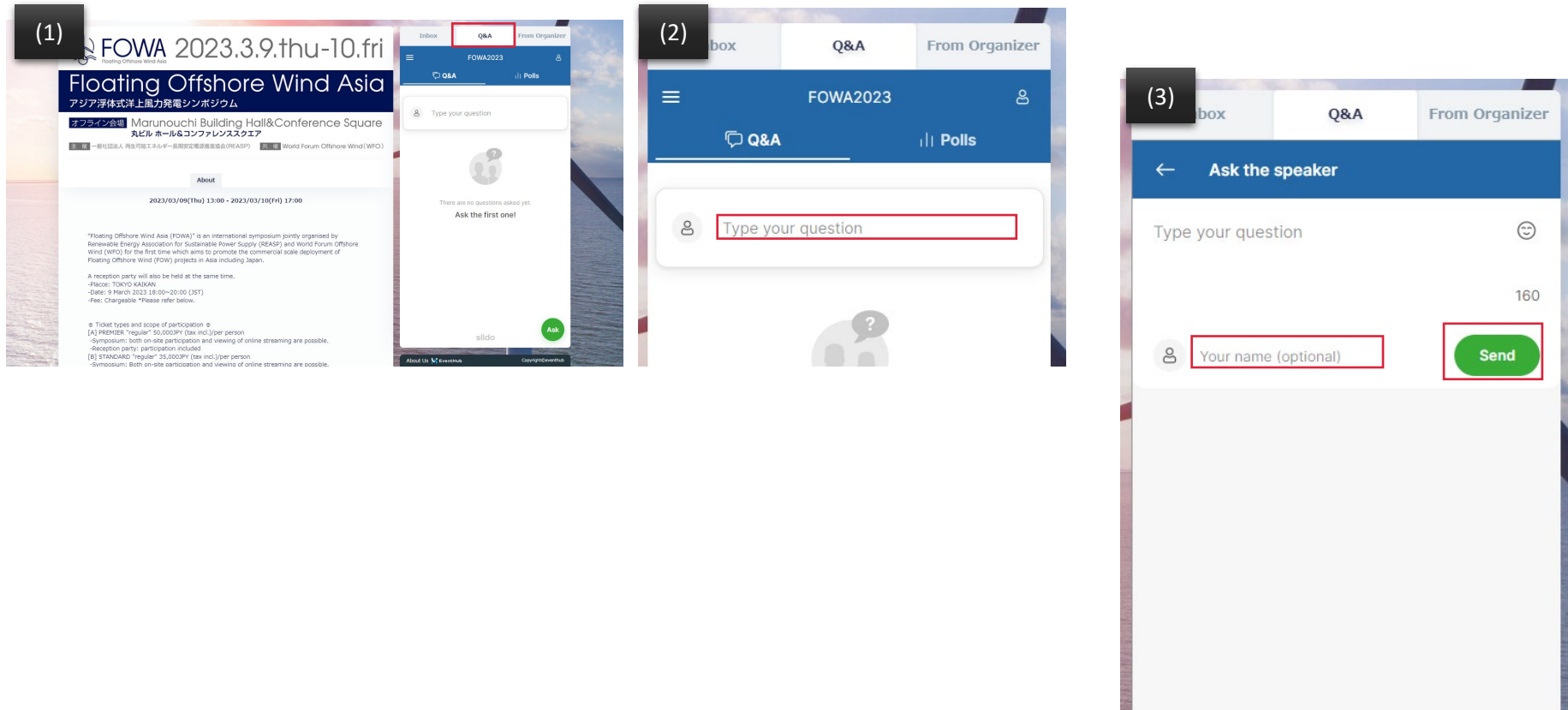


For purchasers of the following tickets

- Premiere
- Regular
- Online

After logging in to EventHub, you can post questions on the 'Q&A' tab on the right-hand side of the screen

- (1) Click on the 'Q&A' tab on the right-hand side of the screen and click on 'Type your question' or 'Ask'.
- (2) Type your comment, enter your name in [Your name] and click [Send].
- (3) Your comment will be posted.

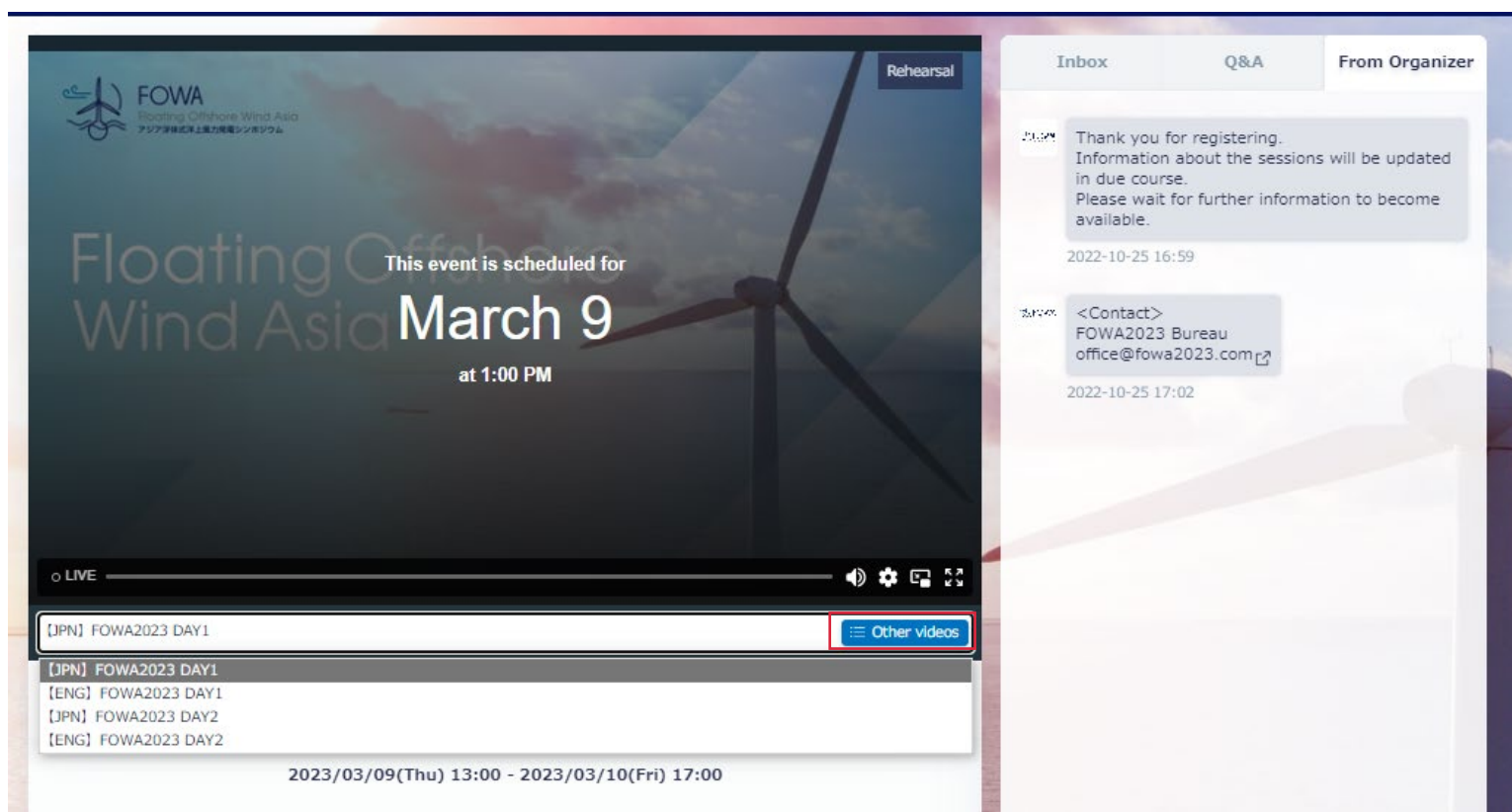


For purchasers of the following tickets

- Premiere
- Regular
- Online

After logging in to EventHub, you can watch the live webcast from the screen.

- You can watch videos on the main page after logging in.
- To switch between Japanese and English-language transmission, use the [Other Videos] button to switch channels.



For purchasers of the following tickets

Premiere

Regular

Online

After logging in to EventHub, you can watch the archived transmission from the "Archives" section of the screen.

- Click on 'Archives' within the main page after logging in.
- Select the thumbnail of the archive video to watch the video.
- FOWA2023 Bureau will inform you separately about the distribution period of the archive.



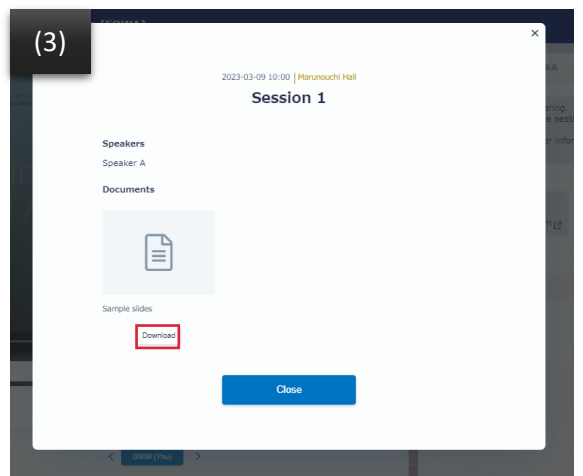
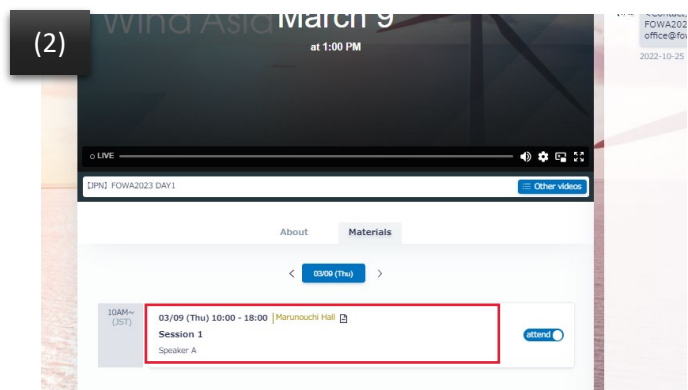
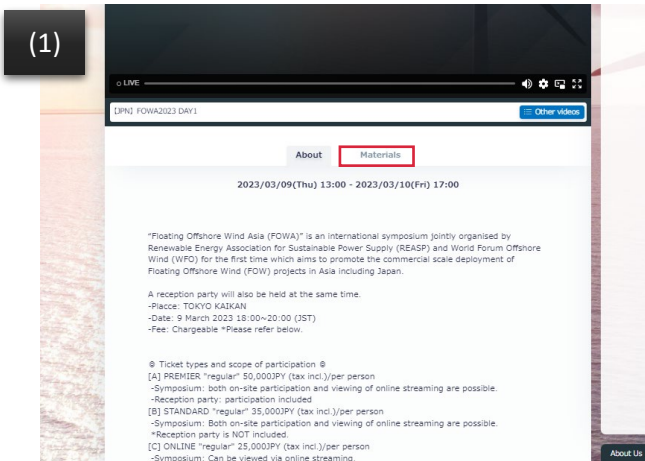


For purchasers of the following tickets

- Premiere
- Regular
- Online

After logging in to EventHub, you can select the relevant session from the 'Materials' tab and download the material.

- (1) After logging in, click on the tab 'Materials' in the screen.
- (2) Click on the session for which you want to download the material.
- (3) Click 'Download' for the relevant file.

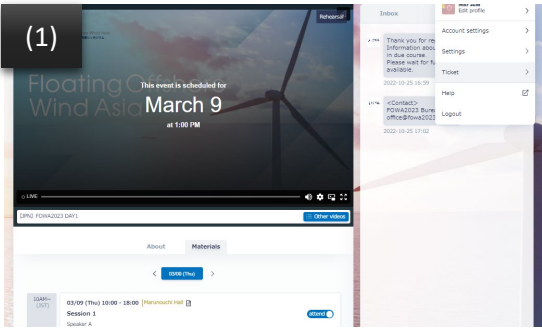


For purchasers of the following tickets

PremiereRegularOnline

After logging in to EventHub, you can download your receipt from the icon in the top right-hand corner of the screen.

- (1) After logging in, click your name in the top right-hand corner of the screen and click [My QR].
- (2) Click [View Receipt] in [My QR].
- (3) To print, right-click and select [Print]; to save as a PDF file, paste a screenshot of the screen into Word or similar and save in PDF format.
- \*If you wish to change the address to your company/organization's name, please go to 'Edit Profile' and temporarily change the name in your registration information to your company/organization's name to retrieve your receipt. After retrieving the receipt, please change the registered information back to your own name.
- \*The proviso will be fixed at "Ticket price".



(3) 領収書	
注文番号:	16290-88524-46488
宛名:	大谷 智
チケット種別:	有料チケット
金額 (税込):	¥
但し:	チケット代金
注文日:	2021-08-16
イベント名:	EventHub2021
主催者:	TEST
備考:	TEST2

## FAQ

**Q: Which devices and models can I use?**

A: EventHub is essentially a web service and can be used on all computers, smartphones and tablets.

There is no need to download an app.

Available on web browsers, mobile phones, PCs and tablets.

Supported versions: Android version 5 +, iOS version 11 +

Supported browsers: Chrome, Firefox, Safari, Internet Explorer, Microsoft Edge latest version

Supported mailer systems: mailers conforming to HTML standard specifications

**Q: I have not received any emails.**

A: Please check that your registered address is correct. If it is correct, make sure that the email from EventHub is not in your spam or junk folder.

If it is in your folder, please add the domain permission for the “@eventhub.jp” email.

Especially if you are using a mobile phone company's email address, please add domain permissions

## FAQ

**Q: What are the recommended environment requirements?**

A: We recommend using Windows 7 or later or macOS Sierra (10.12.6) or later browsers and versions.

▼ Browsers capable of playing h.264 MP4 videos with the following HTML5 players.

- Chrome 30 or later.
- Firefox 27 or later.
- Internet Explorer 11 or later.
- Microsoft Edge
- Safari 9 or later.

Please make sure to log in to EventHub beforehand to check that the video plays without any problems.

A guide video on how to use this event will be played. There is no audio.

You may not be able to watch Vimeo due to company security blocks, etc. If the screen is dark and you cannot see or hear anything, it is likely that the screen is blocked.

\*In that case, please take the following actions.

- Please set the domain (.vimeo.com) permissions in your company's IT department.
- Use a different network environment or mobile connection to watch the video on your PC, smartphone or tablet.

## FAQ

**Q: The video cannot be played. It is interrupted in the middle of the video.**

A: Please try the followings.

- Depending on your viewing environment (computer, tablet or smartphone) and browser, the transmission may not start until you refresh the page or press the player's play button.
- If the delivery does not start at the delivery time, press the play button on the player on the page. If the delivery does not start after doing so, refresh the page and press the play button on the player.
- If you are in incognito mode or have set your cache to not be saved, you may experience problems viewing the video. Please refrain from watching in incognito mode and reset the cache settings.
- If you are experiencing viewing difficulties, you may find that lowering the quality setting of your player will stabilise viewing.

For more information on Vimeo, please visit the following pages.

- Vimeo official website <https://vimeo.com/jp/>
- Vimeo recommended environment <https://vimeo.zendesk.com/hc/ja/articles/360001624108>
- Vimeo Help Centre <https://vimeo.zendesk.com/hc/ja>